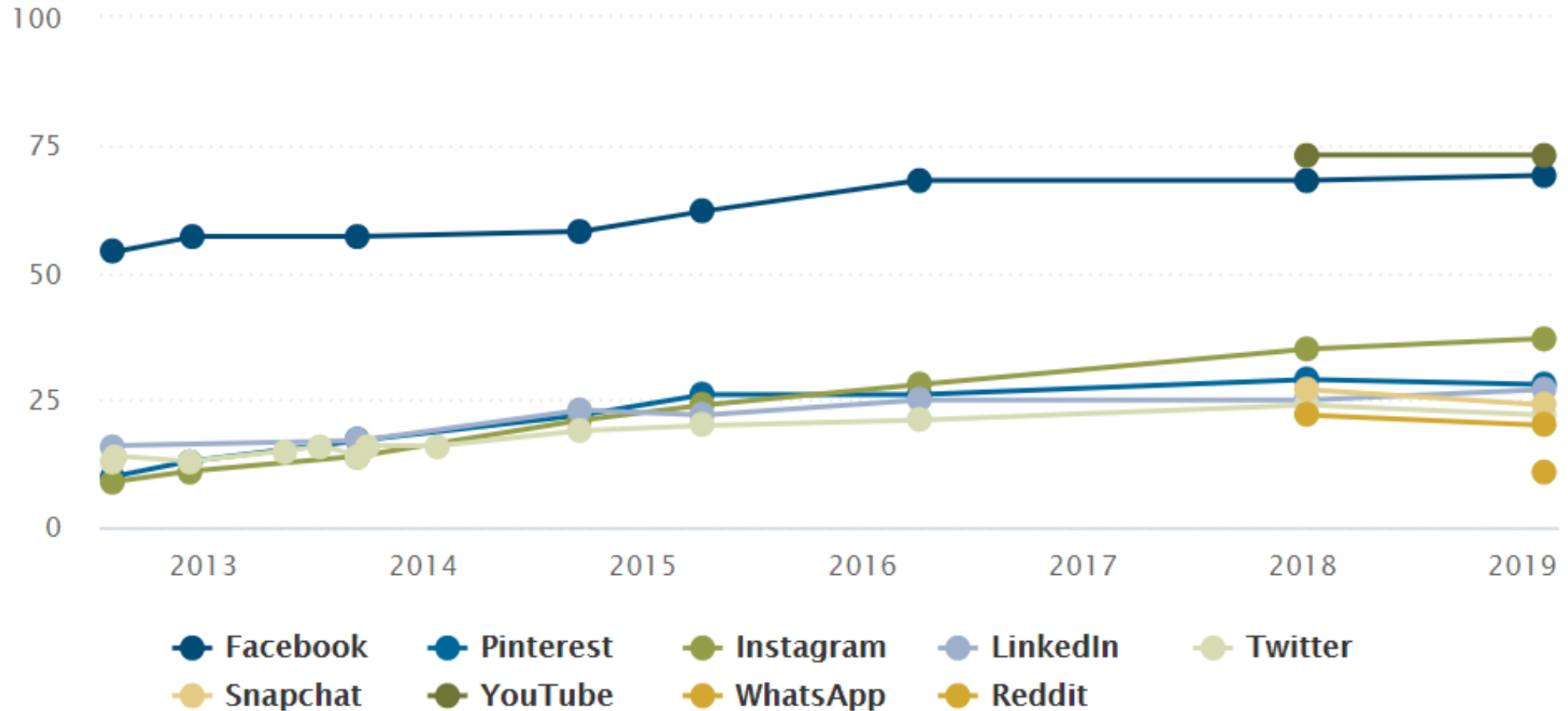


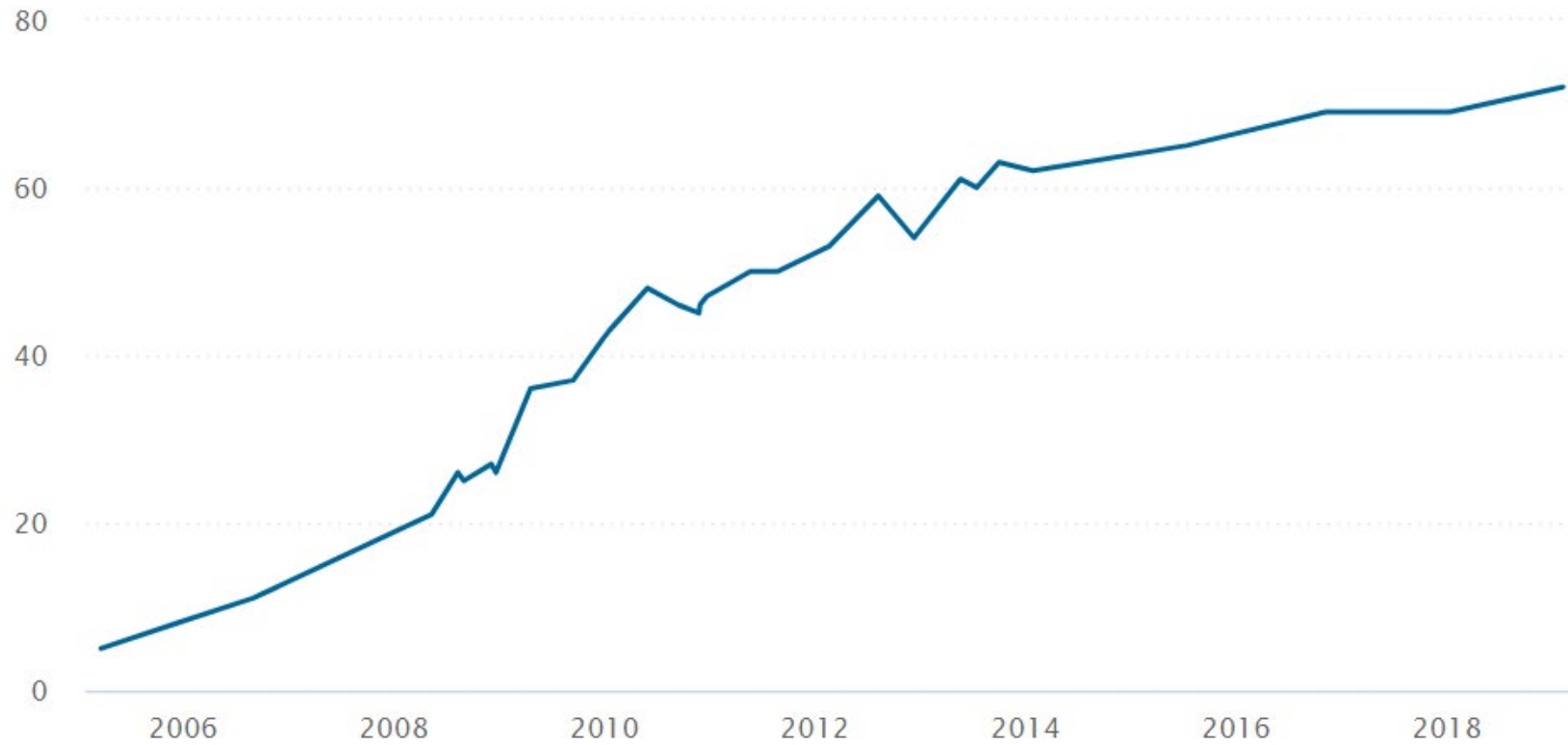
Social Media Usage

% of U.S. adults who use ...



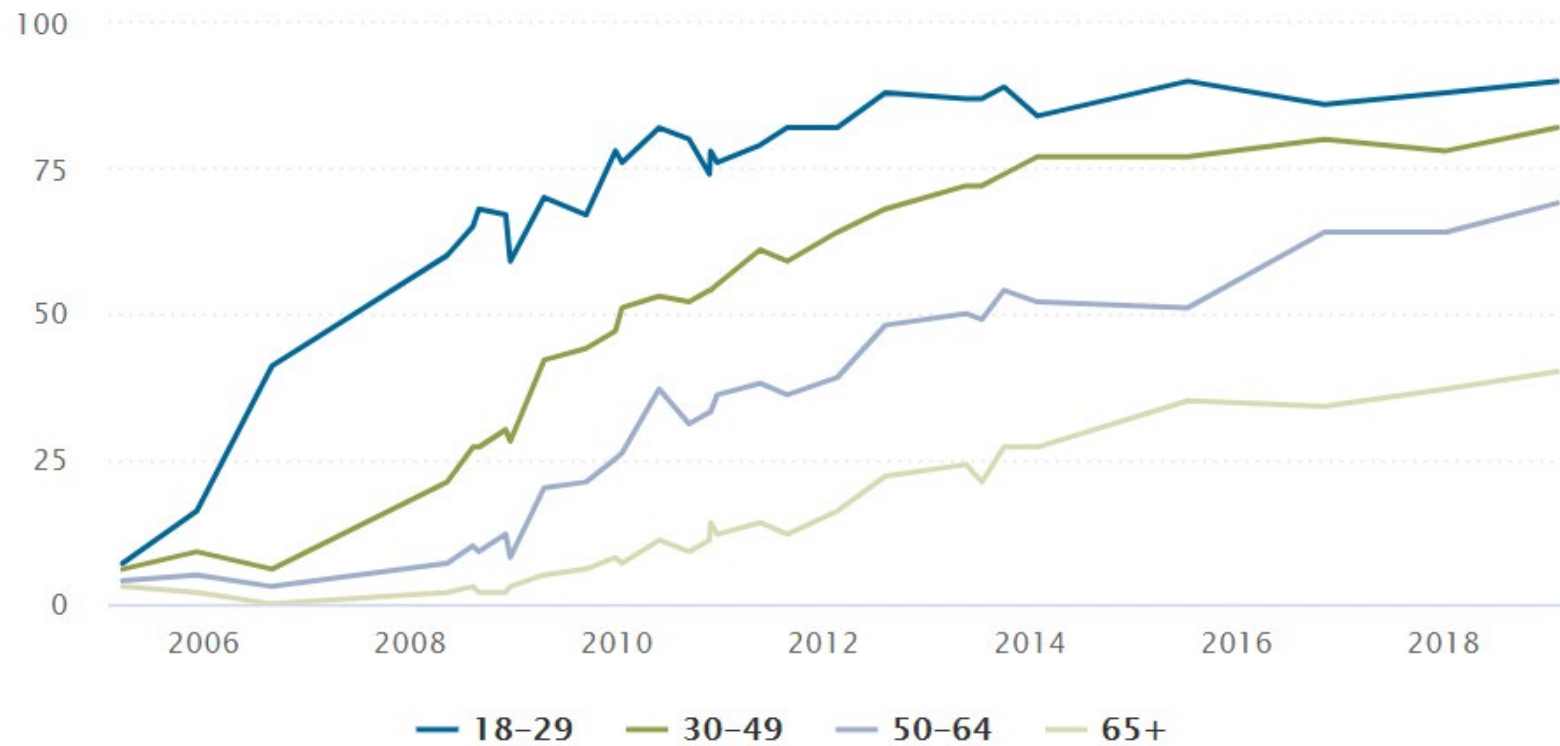
Social Media Usage

% of U.S. adults who use at least one social media site



Social Media Usage

% of U.S. adults who use at least one social media site, by age



Social Media Usage

Use of different online platforms by demographic groups

% of U.S. adults who say they ever use the following online platforms or messaging apps

	YouTube	Facebook	Instagram	Pinterest	LinkedIn	Snapchat	Twitter	WhatsApp	Reddit
U.S. adults	73%	69%	37%	28%	27%	24%	22%	20%	11%
Men	78	63	31	15	29	24	24	21	15
Women	68	75	43	42	24	24	21	19	8
White	71	70	33	33	28	22	21	13	12
Black	77	70	40	27	24	28	24	24	4
Hispanic	78	69	51	22	16	29	25	42	14
Ages 18-29	91	79	67	34	28	62	38	23	22
18-24	90	76	75	38	17	73	44	20	21
25-29	93	84	57	28	44	47	31	28	23
30-49	87	79	47	35	37	25	26	31	14
50-64	70	68	23	27	24	9	17	16	6
65+	38	46	8	15	11	3	7	3	1
<\$30,000	68	69	35	18	10	27	20	19	9
\$30,000- \$74,999	75	72	39	27	26	26	20	16	10
\$75,000+	83	74	42	41	49	22	31	25	15
High school or less	64	61	33	19	9	22	13	18	6
Some college	79	75	37	32	26	29	24	14	14
College+	80	74	43	38	51	20	32	28	15
Urban	77	73	46	30	33	29	26	24	11
Suburban	74	69	35	30	30	20	22	19	13
Rural	64	66	21	26	10	20	13	10	8

Note: Respondents who did not give an answer are not shown. Whites and blacks include only non-Hispanics. Hispanics are of any race.

Source: Survey conducted Jan. 8-Feb. 7, 2019.

PEW RESEARCH CENTER